

JOINTEC GC

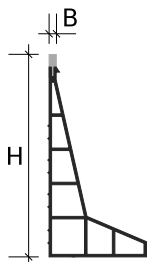
PRODUCT DESCRIPTION



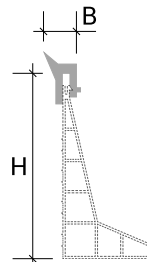
JOINTEC GC patented PVC joints are conceived for industrial poured concrete floors. The profiles are designed to create a 16'5" x 16'5" (5x5m) grid at floor level, into which the concrete is poured, cured, and polished with a floor grinder. The profiles themselves act as a level line to pour the concrete into, thus creating a state-of-the-art concrete floor with one simple process.

TECHNICAL FEATURES

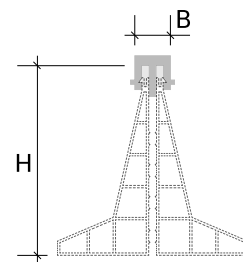
Length: 8' 2" - 2.50 m



GC - Synthetic Co-extruded
B = 15/32" - 12 mm



GCP - Resinflex perimeter seal
B = 15/32" - 12 mm



GCR - Assembled joint Resinflex seal
B = 5/8" - 15 mm

MATERIAL DESCRIPTION

PVC

RESINTOP Rigid thermoplastic synthetic resin:

This material is specifically formulated to optimize the performance of rigid profiles intended for permanent indoor and outdoor applications, where both aesthetic and durability requirements must be met. Produced from primary resin with a Polyvinyl Chloride (PVC)-based composition, it is suitable for a wide range of uses at temperatures up to +60°C. The selected raw material ensures excellent resistance to UV rays, limited mechanical impacts, and strong protection against the stagnation of fungi and bacteria.

RESINPRENE Vulcanized rubber:

Resinprene vulcanized rubber is a modified EPDM-based compound whose particular characteristics we highlight: Optimal mechanical properties in an operating temperature range from -40 °C to + 150 °C Resistance to aqueous fluids, oils, and hydrocarbons. Low permanent deformation in compression and tension. Excellent resistance to aging. Exceptional resistance to dynamic fatigue and tearing. The intrinsic characteristics of the material make it particularly suitable for the production of profiles requiring high performance over time, both indoors and outdoors.



P23

jointec >> GC Co-extruded Synthetic in PVC		
Item	H inch	Finish
GC80P23250	3-1/8	P23 - Cement Grey

jointec >> GCP Synthetic perimeter seal in Resinflex		
Item	H inch	Finish
GCP80P23	3-1/8	P23 - Cement Grey

jointec >> GCR Assembled joint Resinflex synthetic seal for casting		
Item	H inch	Finish
GCR80P23	3-1/8	P23 - Cement Grey

APPLICATION

1. Choose the profile according to the loads and expansion to which it will be subjected. If necessary, level the subfloor using a layer of plastic mortar with a width of 3-15/16" - 10 cm approx. Calculating in advance that when the laying is completed the joint will be perfectly flush with the finished floor;
2. Spread the adhesive in the profile application area with the help of a notched trowel;
3. Cut the profile to the required length;
4. Align the joint, checking that it is perfectly linear. If present, fix the wings to the substrate using mechanical or chemical expansion plugs sized according to the loads and characteristics of the substrate;
5. Fixing must be carried out in parallel on both sides of the profile, positioning, if required, a plug every 30 cm, using the external holes alternately between the two fixing wings;
6. If necessary, depending on the type of wall covering material, a 1/8" - 3 mm to 3/16" - 5 mm elastic seal between the final edge of the wall covering and the profile is recommended.

CLEANING AND MAINTENANCE

SYNTHETIC RESIN:

Thermoplastic synthetic resin does not require any special maintenance.

It can be easily cleaned with colorless alcohol diluted in water or with normal detergents, provided they are not acid-based, also diluted in water; rinse with water only. Use non-abrasive sponges or cloths to avoid scratching the surface.

WARNINGS

The indications and specifications contained herein, while consistent with our experience, are purely indicative and require confirmation through extensive practical applications. Profilitec declines all responsibility for any damage to persons or property resulting from improper use of the product. The user is responsible for determining whether or not the product is suitable for the intended use and assumes all responsibility for any damage resulting from incorrect installation of the material.

BILL OF QUANTITIES ITEM

Supply and installation of profile in _____ (material), with finish _____
 _____ (see Material Description section) of characteristic size _____ mm, equipped with a truncated conical support base which guarantees perfect flatness of support during casting and subsequent smoothing. Family type _____ from the Profilitec company as a leveling joint in place of cuts for concrete floors, including a sealing gasket to be supplied and installed according to the rules and fields of application indicated by the manufacturer.

Profile length: 2700 mm

Profile SKU: _____

Material: _____ \$/pc

Installation: _____ \$/pc

Totale price: _____ \$/pc