

SYSTEM DESCRIPTION

Showertec Linear is a range of linear channels, 100% made in Italy, for floor-level, barrier-free showers. The channel is made of three elements: **Body** (raceway body), **Cover** (removable and adjustable grids), and **Frame** (optional). This feature boosts aesthetic combinations, as Cover and Frame are two separate elements, which can be combined. To complete the system, you'll find 2% pre-sloped shower trays range Tray, available in several sizes. Ready to be tiled.

SHOWERTEC LINEAR - STL-BV

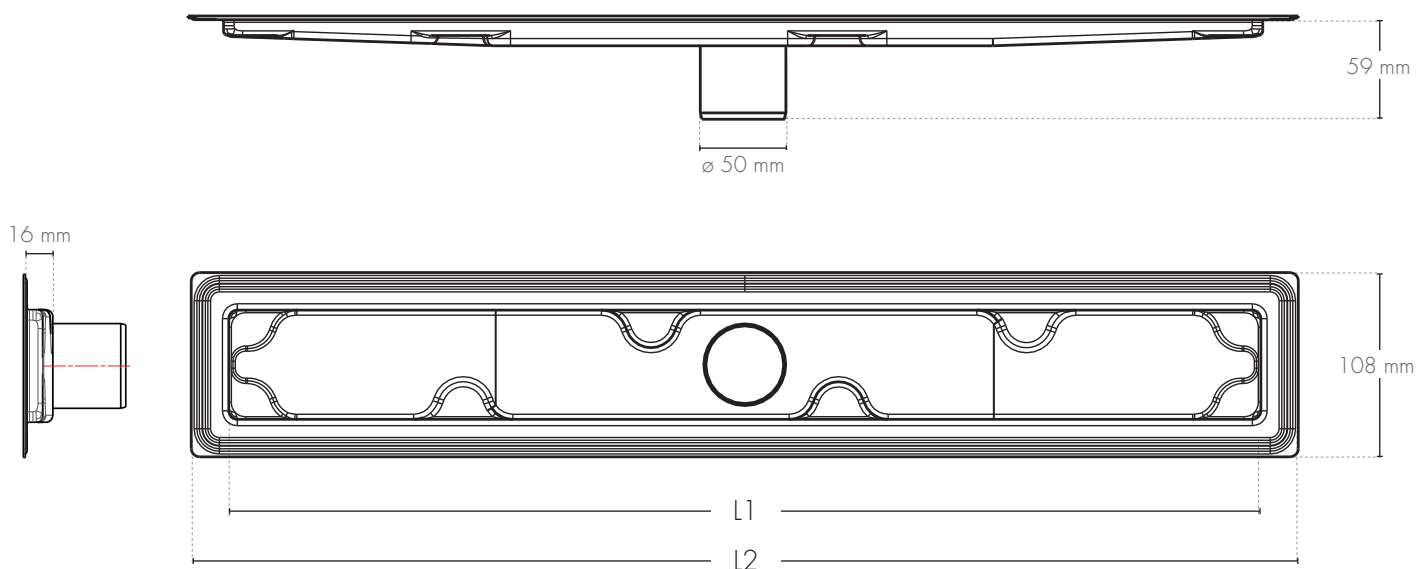
PRODUCT DESCRIPTION



Channel Body **STL-BV** is a vertical drain channel in **AISI 316 stainless steel**. They are supplied with **pre-applied Foiltec membrane**, to guarantee perfect **waterproofing**. The bottom of the channel presents support inlets for the cover's feet: their position is conceived to increase the resistance to the Cover's loads without reducing the system's outflow capacity.

A **special filter for hair**, easy to remove, is positioned above the drain to prevent annoying clogging.

TECHNICAL DRAWINGS STL-BV

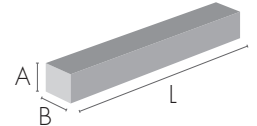


STL-BV, vertical drain channel

Article	L1 (mm)	L2 (mm)
STL-BV 600	605	649
STL-BV 700	705	749
STL-BV 800	805	849
STL-BV 900	905	949
STL-BV 1000	1005	1049
STL-BV 1200	1205	1249

STL-BV CODE

Article	Length (mm)	Description	pc ■	Packaging AxBxL (mm)
STL-BV 600	600	Vertical drain channel	1 pc	135x135x800
STL-BV 700	700	Vertical drain channel	1 pc	135x135x800
STL-BV 800	800	Vertical drain channel	1 pc	135x135x1100
STL-BV 900	900	Vertical drain channel	1 pc	135x135x1100
STL-BV 1000	1000	Vertical drain channel	1 pc	135x135x1100
STL-BV 1200	1200	Vertical drain channel	1 pc	135x135x1300



TECHNICAL FEATURES

- Flow 0.6 l/s or 36 l/m (0.16 gal/s or 9.5 gal/m) according to standard EN1253
- Channel with pre attached membrane Foiltec certified DIN18534 with perm rate < 0,5
- Channel bottom with 2% average slope

CHANNEL BODY FEATURES AND ADVANTAGES



The channels are made in **AISI 316 stainless steel**, suitable for environments requiring **high-performance materials**.



The **pre-glued Foiltec membrane** guarantees perfect **waterproofing** of the system.




Removable hair filter to prevent clogging caused by hair or debris.

ACCESSORIES

GRIDS, FRAMES and TRAYS

COVER




- Tileable grid
- Invisible grid
- 16 finishes

FRAME



- Flush with the wall frame
- 13 finishes in Steel and Alu+

TRAY



- Sloped trays
- Extensions
- Risers
- Ramp

Profilitec S.p.A.
Via Scotte, 3 - 36033 Isola Vicentina (Vicenza), ITALY
Tel: +39 0444 268311
e-mail: profilitec@profilitec.com (ITA)

Profilitec Corp.
472 Meeting Street, Suite C, No. 301 -
Charleston, SC 29403, USA
Ph: +1 855 290 9591
e-mail: customerservice@profilitec.com

 **profilitec**
positive profile