


**ZEROTEC ZR**

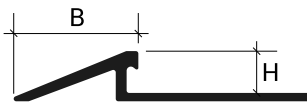
**PRODUCT DESCRIPTION**



Resilient materials are commonly used for floors and walls as well as over existing flooring. For thinner flooring materials, we recommend profiles that can be solidly anchored and provide maximum edge protection. The ZEROTEC family of profiles, particularly the ZR50 profile, meets these needs by providing a solid base with tapered openings for mechanical fastening or to be adhered using appropriate adhesive. ZR50 profiles provide sloped and ADA-compliant edge protection for resilient flooring materials.

**TECHNICAL FEATURES**

Length: 2,70 meters



Aluminum  
ZR50A\* - B=15,1 mm

**MATERIAL DESCRIPTION**

**Aluminum**

The primary aluminum alloy EN AW-6060 in T6 temper is suitable for complex extrusions, offering high strength and an excellent natural surface finish that lends itself well to subsequent finishing processes.

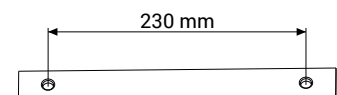
**ANODIZED ALUMINUM:**

The anodic oxidation process provides protection against corrosion caused by atmospheric agents, without involving galvanic treatments.

In accordance with the EN 12373 standard, profiles undergo preliminary treatments that create a uniformly matte surface. They are then colored through an electrochemical oxidation process in standard finishes: Silver, Gold, Bronze, Copper, and Titanium, with a coating thickness of up to 20 microns.

**POWDER COATED ALUMINUM:**

Powder coating begins with a chromium phosphate pre-treatment, followed by electrostatic application of polyester powders that offer high resistance to U.V. rays and atmospheric agents. The entire surface of the profile is coated with an average thickness of approximately 60 microns. A hot cross-linking polymerization process is then carried out to ensure maximum chemical and mechanical resistance.



zerotec >> ZR in Anodized Aluminum - Drilled		
Item	H mm	Finish
ZR50ASF270	5	AS - Silver
ZR50ATF270	5	AT - Titan

zerotec >> ZR in embossed Powder Coated Aluminum - Drilled		
Item	H mm	Finish
ZR50A65F270	5	A65 - Embossed matt black

## Self-adhesive profiles

### APPLICATION

1. Check that the substrate is solid, flat, clean, degreased and dry, verifying that the application temperature is not lower than 15°C in case of gluing;
2. Cut the profile to the required length;
3. Apply the adhesive (FIXXTEC) to the part of the profile to be adhesived, or remove the protective paper from the adhesive for self-adhesive versions, and position the profile correctly without further adjustments;
4. Apply the profile with uniform pressure without hammering;
5. Remove any adhesive residue from the profile immediately.

N.B.: Aluminum profiles offer limited resistance to alkaline substances, so their use must be evaluated according to the expected chemical aggressions. Aluminum profiles in contact with cementitious substances can be attacked by corrosion processes, so residues of used adhesives and sealants should be removed immediately. When laying, the right amount of adhesive must be used and the right drying times observed, avoiding creating cavities in which water can stagnate, which would lead to the formation of alkaline substances (aluminum hydroxide) and trigger corrosive electrolytic phenomena.

## Profiles applied with screws and plugs

### APPLICATION

1. Cut the profile to the required length;
2. Position the profile and mark the position of the holes (centre distance 230 mm);
3. Insert the plugs if the support requires it, fix the profile using countersunk screws (for threshold cover profiles use 3 mm diameter screws and 5 x 25 mm plugs).

N.B.: Aluminum profiles offer limited resistance to alkaline substances, so their use must be evaluated according to the expected chemical aggressions. Aluminum profiles in contact with cementitious substances can be attacked by corrosion processes, so residues of used adhesives and sealants should be removed immediately. When laying, the right amount of adhesive must be used and the right drying times observed, avoiding creating cavities in which water can stagnate, which would lead to the formation of alkaline substances (aluminum hydroxide) and trigger corrosive electrolytic phenomena.

(The perforated version of the base has a center distance of 230 mm between successive holes)

### CLEANING AND MAINTENANCE

#### ALUMINIUM:

Aluminum requires no special maintenance.

For cleaning, use colorless alcohol diluted in water or neutral detergents, avoiding acidic ones (e.g., hydrochloric or hydrofluoric acid); use non-abrasive sponges or cloths to avoid damage. We recommend not applying cleaners directly to surfaces. After cleaning, rinse with water and dry immediately with a soft cloth. Avoid polishes. Quickly remove residual cement or grout to protect the surface.

**Profilitec S.p.A.**  
 Via Scotte, 3 - 36033 Isola Vicentina (Vicenza), ITALY  
 Tel: +39 0444 268311  
 e-mail: [profilitec@profilitec.com](mailto:profilitec@profilitec.com)

**Profilitec Corp.**  
 e-mail: [customerservice@profilitec.com](mailto:customerservice@profilitec.com)

**Profilitec France**  
 e-mail: [france@profilitec.com](mailto:france@profilitec.com)

**Profilitec Ibérica, S.L.U.**  
 e-mail: [iberica@profilitec.com](mailto:iberica@profilitec.com)

**WARNINGS**

These profiles should be handled with care, using cut-resistant gloves. The indications and prescriptions herein, while corresponding to our experience, are to be considered purely indicative and must be confirmed by exhaustive practical applications. Profilitec declines any responsibility for any damage to people or things resulting from improper use of the products. The user is required to determine whether or not the product is suitable for use and assumes all responsibility arising from incorrect installation of the material.

**BILL OF QUANTITIES ITEM**

Supply and installation of a profile in \_\_\_\_\_ (material), with a \_\_\_\_\_ finish (see Material Description section), with a characteristic measurement of \_\_\_\_\_ mm, equipped with countersunk holes for screw fixing. This profile is suitable for installing low-thickness vinyl flooring. Family type \_\_\_\_\_ from the Profilitec company as a transition profile between different thicknesses and protection of the covering to be supplied and installed according to the rules of the art, respecting the methods and fields of application indicated by the manufacturer.

Profile length: 2700 mm

Profile SKU: \_\_\_\_\_

Material: \_\_\_\_\_ €/m

Installation: \_\_\_\_\_ €/m

Totale price: \_\_\_\_\_ €/m