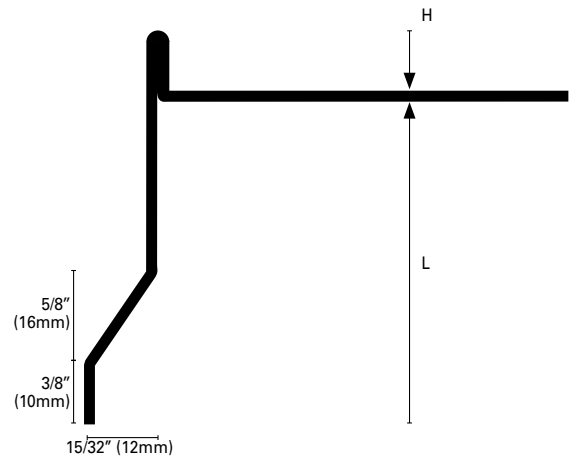




border+tec™ BBS-BCS

BORDERTEC BBS perimeter profiles trim and protect the exposed concrete edge on balconies and terraces. The tiled flooring can be laid flush against the indented lip of the profile section.


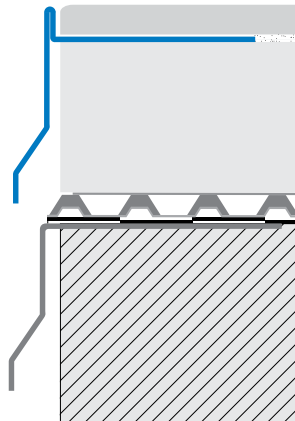


(BBS 55 A*)

A protruding drip edge in the profile protects the DRAINTEC 8 matting placed between the mortar bed and waterproof membrane. Leave a gap to allow for thermal expansion and contraction of the different materials; conceal the gap with an appropriate profile.

INSTALLATION INSTRUCTIONS:

- Select the profile according to the tile and mortar bed thicknesses.
- Position the profile around the perimeter of the balcony or terrace simultaneously with the tile installation.



BORDERTEC BBS-A* / BCS-A* Powder Coated Aluminum

BBS: H = 3/8" (10mm), BCS: H = 1/2" (12.5mm)

This profile is coated with polyester powder along its entire surface.

- Internal Corner Joint: cod. BBSI-A*
- External Corner Joint: cod. BBSE / BCSE-A*
- Connector: cod. BSSG / BCSG-A*

BORDERTEC BBS-IL / BCS-IL Stainless Steel Polished AISI 304 - DIN 1.4301

BBS: H = 3/8" (10mm), BCS: H = 1/2" (12.5mm)

This stainless steel profile ensures high resistance to corrosion.

- External Corner Joint: cod. BBSE / BCSE-IL
- Connector: cod. BSSG / BCSG-IL

	H = in	mm	L = in	mm	Art.	Finish
Material: Powder Coated Aluminum	3/8	10	1-21/32	42	BBS 42	A 11/22/32/50/60/62/63/24/25/64
Finish*: Pure white (11), Grey (22), Dark beige (32), Red brown (62), Dark brown (63), E. micaceous grey (50), E. corten (60), E. grey (24), E. cement grey (25), E. dark brown (64)	3/8	10	2-3/16	55	BBS 55	A 11/22/32/50/60/62/63/24/25/64
	3/8	10	3	75	BBS 75	A 11/22/32/50/60/62/63/24/25/64
	3/8	10	3-3/4	95	BBS 95	A 11/22/32/50/60/62/63/24/25/64
Length: 8'10" (2.70meters)	1/2	12.5	1-21/32	42	BCS 42	A 11/22/32/50/60/62/63/24/25/64
Int. corner piece: Code BBSI-A*	1/2	12.5	2-3/16	55	BCS 55	A 11/22/32/50**/60**/62/63/24**/25**/64**
L = 1653-35/64" / 2165-23/64" (42 / 55m) A11/A22/A50	1/2	12.5	3	75	BCS 75	A 11/22/32/50**/60**/62/63/24**/25**/64**
External connection pieces: Cod. BBSE / BCSE-A*	1/2	12.5	3-3/4	95	BCS 95	A 11/22/32/50**/60**/62/63/24**/25**/64**
Joining pieces: Cod. BSSG / BCSG-A* / BBSGT	1/2	12.5	3-3/4	95	BCS 95	

Material: Stainless Steel AISI 304	3/8	10	1-21/32	42	BBS 42	IL
	3/8	10	2-3/16	55	BBS 55	IL
	3/8	10	3	75	BBS 75	IL
Finish: Polished (IL)	3/8	10	3-3/4	95	BBS 95	IL
	1/2	12.5	1-21/32	42	BCS 42	IL
	1/2	12.5	2-3/16	55	BCS 55	IL
	1/2	12.5	3	75	BCS 75	IL
Length: 8'10" (2.70meters)	1/2	12.5	3-3/4	95	BCS 95	IL
External connection pieces: Cod. BBSE / BCSE-IL	1/2	12.5	3-3/4	95	BCS 95	IL
Joining pieces: Cod. BSSG / BCSG-IL	1/2	12.5	3-3/4	95	BCS 95	IL