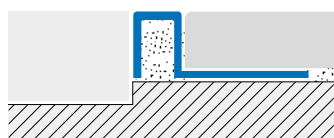
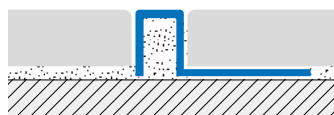
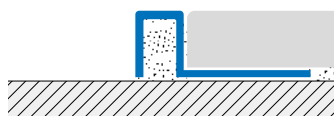
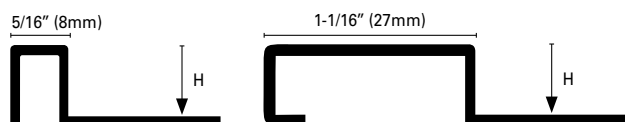




CUBETEC is a linear and decorative finishing element which provides long-lasting and heavy-duty tile edge protection. The **CUBETEC** profile is a decorative joint between different flooring types, trimming for ceramic tile and suitable for welcome mat framing. Two profile widths are available in polished stainless steel AISI 304.

cubetec CU-FI



CUBETEC CU-I* Stainless Steel AISI 304 - DIN 1.4301

This stainless steel profile ensures high resistance to corrosion. Visible surface width 5/16" (8mm).

Available in polished (IL) and brushed stainless steel (IS).

CUBETEC FI-I* Stainless Steel AISI 304 - DIN 1.4301

This stainless steel profile ensures high resistance to corrosion. Visible surface width 5/16" (8mm).

Available in polished (IL) and brushed stainless steel (IS).

| | H = in | mm | Art. | | |
|--------------------------------------|--------|------|------|-----|-------|
| Material: | 5/16 | 8 | CU | 80 | IL/IS |
| Stainless Steel AISI 304 | 3/8 | 10 | CU | 100 | IL/IS |
| Finish*: Polished (IL), Brushed (IS) | 1/2 | 12.5 | CU | 125 | IL/IS |
| Length: 8'10" (2.70meters) | | | | | |

| | | | | | |
|--------------------------------------|------|------|----|-----|-------|
| Material: | 5/16 | 8 | FI | 80 | IL/IS |
| Stainless Steel AISI 304 | 3/8 | 10 | FI | 100 | IL/IS |
| Finish*: Polished (IL), Brushed (IS) | 1/2 | 12.5 | FI | 125 | IL/IS |
| Length: 8'10" (2.70meters) | | | | | |