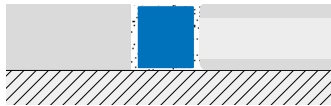




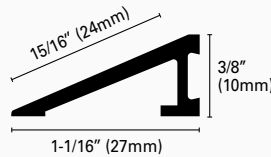
Excellent in retrofit applications **LEVELTEC** and **LINETEC** extruded brass edge profiles efficiently join existing and pre-laid flooring, providing an elevation change of up to 3/8" (10mm) between different floor types.

leveltec
linetec



LEVELTEC ZP 100 OL Polished Brass

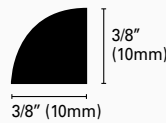
This extruded brass profile with dovetailed internal cavity is recommended for edging pre-laid flooring.



	BxH = in	mm	Art.		
Material: Extruded Brass	1-1/16x3/8	27x10	ZP	100	OL
Finish: Polished (OL)					
Length: 8'10" (2.70meters)					

LINETEC PR 10 OL Polished Brass

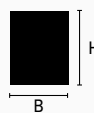
This solid brass profile with rounded section is designed to elegantly finish wood and tile floors.



Material: Extruded Brass	3/8x3/8	10x10	PR	10	OL
Finish: Polished (OL)					
Length: 8'10" (2.70meters)					

LINETEC PQ 10* Natural Brass - Stainless Steel

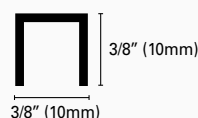
This solid rectangular profile decoratively finishes existing floors and can be ground and polished on-site without damaging adjoining tile flooring.



Material: Extruded Brass Stainless Steel AISI 304	5/16x3/8 3/8x3/8	8x10 10x10	PQ PQ	10 10	ON IN
Finish: Natural (*N)					
Length: 8'10" (2.70meters)					

LINETEC PU 10 OL Polished Brass

The hollow u-shaped decorative profile is particularly suitable between wood and ceramic tile flooring. The hollow cavity in the section optimizes grip.



Material: Extruded Brass	3/8x3/8	10x10	PU	10	OL
Finish: Polished (OL)					
Length: 8'10" (2.70meters)					