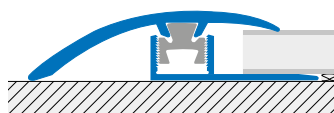

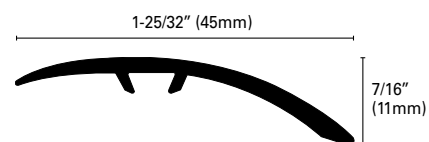




multiclip CLF 450

This patented edge profile is designed to transition floor elevation differences from 1/4" to 7/16" (6 to 11mm). **MULTICLIP** components slip together perfectly without friction due to modular "clips" that stack onto the back track. The **MULTICLIP CLF 450** profile is shaped to easily join different floor thicknesses.

An innovative joint allows the finishing profile to rotate and perfectly compensate all necessary floor level differences.



MULTICLIP CLF 450 A* Anodized Aluminum

This profile is available in three finishes: silver (AS*), gold (AO*), bronze (AB*). The versatile profile section available in 3 chromatic variations can be used with all floor types.

Mounts with Clip CL 80 P + aluminum base CLB 80 ANF/ANT.

	Art.			Finish
Material:	CLF	450	AS	Silver
Extruded Anodized Aluminum	CLF	450	AO	Gold
Length: 8'10" (2.70 meters)	CLF	450	AB	Bronze
35-7/16" / 4' 5" (0.90 / 1.35 meters)				

MULTICLIP CLF 450* Wood Laminated Aluminum

This melamine laminated aluminum profile is available in eight different finishes. The smoothly-embossed melamine is resistant to abrasion, easy to clean and blends easily with existing floors.

Mounts with Clip CL 80 P + aluminum base CLB 80 ANF/ANT.

Material:	CLF	450	RS	Bleached
Extruded Aluminum Laminate cov.	CLF	450	AC	Maple
Length: 8'10" (2.70 meters)	CLF	450	FA	Beecheded
35-7/16" / 4' 5" (0.90 / 1.35 meters)	CLF	450	RO	Oak
	CLF	450	CI	Cherry
	CLF	450	NC	Light walnut
	CLF	450	NS	Dark walnut
	CLF	450	WE	Wengé

MULTICLIP CLF 450 OL Polished Brass

Innovative: the new modular MULTICLIP system can also be used with traditional brass profiles. This classic, solid brass profile offers excellent resistance to mechanical impact.

Mounts with clip CL 80 P + aluminum base CLB 80 ANF/ANT.

Material:	CLF	450	OL	Polished Brass
Extruded Brass				
Length: 8'10" (2.70 meters)				
35-7/16" / 4' 5" (0.90 / 1.35 meters)				

Pre-cut length available in SELFLINE kit L = 35-7/16" / 4' 5" (0.90/1.35m)