


## SHOWERTEC STKV

### PRODUCT DESCRIPTION



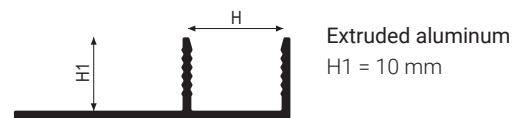
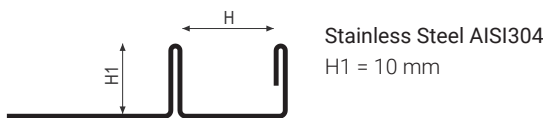
Showertec STKV

The SHOWERTEC STK range includes a series of profiles dedicated to the shower area. They are products designed to simplify the installation phase. The STKV profiles can be mounted on the floor and on the wall in order to achieve a safe assembly of the glass wall of the shower and to obtain a homogeneous and optimal finish thanks to the clean line of the installation. The Showertec STK profiles create bathroom environments with a minimalist and modern design, obtaining floor-level showers without obstacles and without architectural barriers.

Available in brushed stainless steel IS and in anodized aluminium.

### TECHNICAL FEATURES

Lengths: 2,00 m - 2,40 m



Article	H mm	Material	Finish	Pc
STKV100IS240	13	Stainless Steel	Brushed	1
STKV100IS200	13	Stainless Steel	Brushed	1
STKV10/10IS240	10	Stainless Steel	Brushed	1
STKV10/10IS200	10	Stainless Steel	Brushed	1

Article	H mm	Material	Finish	Pc
STKV100AS270	13	Anodized Aluminum	Silver	20

### APPLICATION

1. Cut the profile STKV at the desired length;
2. Apply the tile adhesive to the surface where the profile will be laid and position it by pressing it so that it is embedded in;
3. Lay the tiles spreading the adhesive over the entire surface using the full bed technique and taking care to leave a 2mm joint;
4. Clean any glue residue from the profile before it dries;
5. Grout carefully covering all the joints and clean the profile of all residues before they dry.

### CLEANING AND MAINTENANCE

Do not use abrasive detergents for cleaning.  
The profile does not require any particular care or maintenance.

