


**ZR50**

**PRODUCT DESCRIPTION**



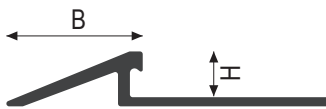
Resilient materials are commonly used for floors and walls as well as over existing flooring. For thinner flooring materials, we recommend **profiles** that can be solidly anchored and provide maximum **edge protection**.

The **ZEROTEC** family of profiles, particularly the **ZR50** profile, meets these needs by providing a **solid base** with **tapered openings** for mechanical fastening or to be adhered using appropriate adhesive. ZR50 profiles provide sloped and ADA-compliant edge protection for resilient flooring materials.

**ZR50**


**TECHNICAL FEATURES**

**Length: 8'10" - 2.70 m**



H= 3/16" - 5 mm

B= 19/32" - 15.1 mm



AS

AT

A65

Article	Material	Finish	Pc
ZR50ASF270	Anodized aluminum	AS - Silver	20
ZR50ATF270	Anodized aluminum	AT - Titanium	20

Article	Material	Finish	Pc
ZR50A65F270	Embossed painted aluminum	A65 - Matt black	20

## APPLICATION

1. Select a profile height that matches the flooring material's thickness taking the adhesive into consideration;
2. Place the profile on the floor and mark its position;
3. For adhesive installation: apply bonding material to the underside of the base, press the profile in place and immediately remove excess bonding material;  
For mechanically fastened installation, use 1" long #4 flat head fasteners.
4. Be sure to remove any residual adhesive from the visible surface of the profile before curing.

## CLEANING AND MAINTENANCE

Do not use abrasive detergents for cleaning.  
The profile does not require any particular care or maintenance.